

CSCI 4061: Threads in a Nutshell

Chris Kauffman

*Last Updated:
Mon Apr 26 03:51:03 PM CDT 2021*

Logistics

Reading Stevens/Rago

- ▶ Ch 11-12 on Threads
- ▶ Ch 16 on Sockets (next)

HW and Lab

- ▶ Lab 12: Threads Intro
- ▶ HW 12: `poll()` + Threads

Project 2

- ▶ Local chat server
- ▶ Demo video later tonight

Date	Event
Mon 4/19	Threads P2 Release
Wed 4/21	Threads
Mon 4/26	Threads / Sockets
Wed 4/28	Sockets/Web
Mon 5/03	Review P2 Due
Mon 5/10	Final Exam Opens Morning Closes in Night 4-6pm Q&A

Questions on anything?

Threads of Control within the Same Process

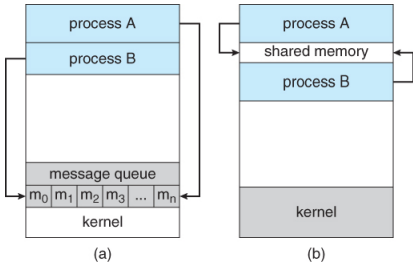
- ▶ Parallel execution path within the same process
- ▶ Multiple threads execute different parts of the same code for the program concurrently
 - ▶ Concurrent: simultaneous or in an unspecified order
- ▶ Threads each have their own “private” function call stack
- ▶ CAN share stack values by passing pointers to them around
- ▶ Share the heap and global area of memory
- ▶ In Unix, **Posix Threads (pthreads)** is the most widely available thread library

Processes vs Threads

Process in IPC	Threads in pthreads
(Marginally) Longer startup	(Marginally) Faster startup
Must share memory explicitly	Memory shared by default
Good protection between processes	Little protection between threads
<code>fork()</code> / <code>waitpid()</code>	<code>pthread_create()</code> / <code>_join()</code>

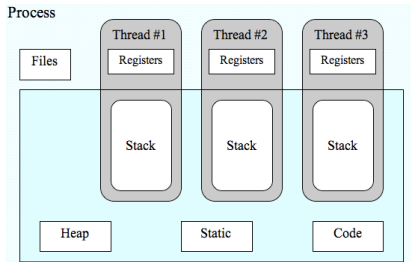
Modern systems (Linux) can use semaphores / mutexes / shared memory / message queues / condition variables to coordinate Processes or Threads

IPC Memory Model



Source

Thread Memory Model



Source

Process and Thread Functions

- ▶ Threads and process both represent “flows of control”
- ▶ Most ideas have analogs for both

Processes	Threads	Description
<code>fork()</code>	<code>pthread_create()</code>	create a new flow of control
<code>waitpid()</code>	<code>pthread_join()</code>	get exit status from flow of control
<code>getpid()</code>	<code>pthread_self()</code>	get “ID” for flow of control
<code>exit()</code>	<code>pthread_exit()</code>	exit (normally) from an existing flow of control
<code>abort()</code>	<code>pthread_cancel()</code>	request abnormal termination of flow of control
<code>atexit()</code>	<code>pthread_cleanup_push()</code>	register function to be called at exit from flow of control

Stevens/Rago Figure 11.6: Comparison of process and thread primitives

Thread Creation

```
#include <pthread.h>
int pthread_create(pthread_t *thread,
                  const pthread_attr_t *attr,
                  void *(*start_routine) (void *),
                  void *arg);

int pthread_join(pthread_t thread, void **retval);
```

- ▶ Start a thread running function `start_routine`
- ▶ `attr` may be `NULL` for default attributes
- ▶ Pass arguments `arg` to the function
- ▶ Wait for thread to finish, put return in `retval`

Minimal Example

Code

```
// Minimal example of starting a
// pthread, passing a parameter to the
// thread function, then waiting for it
// to finish
#include <pthread.h>
#include <stdio.h>

void *doit(void *param){
    int p=(int) param;
    p = p*2;
    return (void *) p;
}

int main(){
    pthread_t thread_1;
    pthread_create(&thread_1, NULL,
                  doit, (void *) 42);

    int xres;
    pthread_join(thread_1, (void **) &xres);
    printf("result is: %d\n",xres);
    return 0;
}
```

Compilation

- ▶ Link thread library
-lpthreads
- ▶ Lots of warnings

```
> gcc pthreads_minimal_example.c -lpthread
pthreads_minimal_example.c: In function 'doit':
pthreads_minimal_example.c:7:9: warning:
    cast from pointer to integer of different
    size [-Wpointer-to-int-cast]
        int p=(int) param;
                ^
pthreads_minimal_example.c:9:10: warning:
    cast to pointer from integer of different
    size [-Wint-to-pointer-cast]
        return (void *) p;
                ^
> a.out
result is: 84
```

Exercise: Observe this about pthreads

1. Where does a thread start execution?
2. What does the parent thread do on creating a child thread?
3. How much compiler support do you get with pthreads?
4. How does one pass multiple arguments to a thread function?
5. If multiple children are spawned, which execute?

Answers: Observe this about pthreads

1. Where does a thread start execution?
 - ▶ Child thread starts running code in the function passed to `pthread_create()`, function `doit()` in example
2. What does the parent thread do on creating a child thread?
 - ▶ Continues immediately, much like `fork()` but child runs the given function while parent continues as is
3. How much compiler support do you get with pthreads?
 - ▶ Little: must do a lot of casting of arguments/returns
4. How does one pass multiple arguments to a thread function?
 - ▶ Create a struct or array and pass in a pointer
5. If multiple children are spawned, which execute?
 - ▶ Can't say which order they will execute in, similar to `fork()` and children

Motivation for Threads

- ▶ Like use of `fork()`, threads increase program complexity
- ▶ **Improving execution efficiency** is a primary motivator
- ▶ Assign independent tasks in program to different threads
- ▶ 2 common ways this can speed up program runs

1 Parallel Execution with Threads

- ▶ Each thread/task computes part of an answer and then results are combined to form the total solution
- ▶ Discuss in Lecture (Pi Calculation)
- ▶ REQUIRES multiple CPUs to improve on Single thread; **Why?**

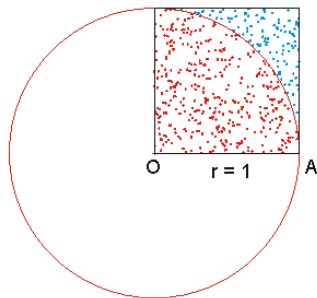
2 Hide Latency of Slow Tasks in a Program

- ▶ Slow tasks block a thread but Fast tasks can proceed independently allowing program to stay busy while running
- ▶ Explored in HW / Projects (`AB_threads`)
- ▶ Does NOT require multiple CPUs to get benefit **Why?**

Model Problem: A Slice of Pi

- ▶ Calculate the value of $\pi \approx 3.14159$
- ▶ Simple *Monte Carlo* algorithm to do this
- ▶ Randomly generate positive (x,y) coords
- ▶ Compute distance between (x,y) and $(0,0)$
- ▶ If distance ≤ 1 increment “hits”
- ▶ Counting number of points in the positive quarter circle
- ▶ After large number of hits, have approximation

$$\pi \approx 4 \times \frac{\text{total hits}}{\text{total points}}$$



Algorithm generates dots, computes fraction of red which indicates area of quarter circle compared to square

Serial Code `picalc.c` and `picalc_rand.c`

- ▶ Examine source code for `picalc_rand.c`
- ▶ Note basic algorithm is simple and easily parallelizable
- ▶ Discuss trouble with the `rand()` function: non-reentrant
- ▶ Examine source code for `picalc.c`
- ▶ Contrast the `rand_r()` function: reentrant version

Exercise: pthreads_picalc.c

http://cs.umn.edu/~kauffman/4061/pthreads_picalc.c

1. Examine source code for pthreads_picalc.c
2. How many threads are created? Fixed or variable?
3. How do the threads cooperate? Is there shared information?
4. Do the threads use the same or different random number sequences?
5. Will this code actually produce good estimates of π ?

Write answers in a text file for your group.

Answers: pthreads_picalc.c

http://cs.umn.edu/~kauffman/4061/pthreads_picalc.c

1. Identical to pthreads_picalc_broken.c in code pack
2. How many threads are created? Fixed or variable?
 - ▶ Threads specified on command line
3. How do the threads cooperate? Is there shared information?
 - ▶ Shared global variable total_hits
4. Do the threads use the same or different random number sequences?
 - ▶ Different, seed is based on thread number
5. Will this code actually produce good estimates of π ?
 - ▶ Nope: not coordinating updates to total_hits so will likely be wrong

```
> gcc -Wall pthreads_picalc_broken.c -lpthread
> a.out 10000000 4
npoints: 10000000
hits:      3134064
pi_est:   1.253626   # not a good estimate for 3.14159
```

Why is pthreads_picalc_broken.c so wrong?

- ▶ The instructions `total_hits++`; is **not atomic**
- ▶ Translates to assembly

```
// total_hits stored at address #1024
30: load  REG1 from #1024
31: increment REG1
32: store REG1 into #1024
```
- ▶ Interleaving of these instructions by several threads leads to undercounting `total_hits`

Mem #1024 total_hits	Thread 1 Instruction	REG1 Value	Thread 2 Instruction	REG1 Value
100				
	30: load REG1	100		
	31: incr REG1	101		
101	32: store REG1			
			30: load REG1	101
			31: incr REG1	102
102			32: store REG1	
	30: load REG1	102		
	31: incr REG1	103		
			30: load REG1	102
			31: incr REG1	103
103			32: store REG1	
103	32: store REG1			

Critical Regions and Mutex Locks

- ▶ Access to shared variables must be coordinated among threads
- ▶ A **mutex** allows *mutual exclusion*
- ▶ Locking a mutex is an atomic operation like incrementing/decrementing a semaphore

```
pthread_mutex_t lock;

int main(){
    // initialize a lock
    pthread_mutex_init(&lock, NULL);
    ...;
    // release lock resources
    pthread_mutex_destroy(&lock);
}

void *thread_work(void *arg){
    ...
    // block until lock acquired
    pthread_mutex_lock(&lock);

    do critical;
    stuff in here;

    // unlock for others
    pthread_mutex_unlock(&lock);
    ...
}
```


Exercise: Protect critical region of picalc

- ▶ Insert calls to `pthread_mutex_lock()` / `_unlock()`
- ▶ Protect the critical region and Predict effects on execution

```
1 int total_hits=0;
2 int points_per_thread = ...;
3 pthread_mutex_t lock;           // initialized in main()
4
5 void *compute_pi(void *arg){
6     long thread_id = (long) arg;
7     unsigned int rstate = 123456789 * thread_id;
8     for (int i = 0; i < points_per_thread; i++) {
9         double x = ((double) rand_r(&rstate)) / ((double) RAND_MAX);
10        double y = ((double) rand_r(&rstate)) / ((double) RAND_MAX);
11        if (x*x + y*y <= 1.0){
12            total_hits++;           // update
13        }
14    }
15    return NULL;
16 }
```

Answers: Protect critical region of picalc

- ▶ Naive approach

```
if (x*x + y*y <= 1.0){  
    pthread_mutex_lock(&lock);    // lock global variable  
    total_hits++;                // update  
    pthread_mutex_unlock(&lock);  // unlock global variable  
}
```

- ▶ Ensures correct answers but...
- ▶ Severe effects on performance (next slide)

time Utility Reports 3 Times

```
# 'time prog args' reports 3 times for program runs
# - real: amount of "wall" clock time, how long you have to wait
# - user: CPU time used by program, sum of ALL threads in use
# - sys : amount of CPU time OS spends in system calls for program

> time seq 10000000 > /dev/null      # print numbers in sequence
real    0m0.081s                    # real == user time
user    0m0.081s                    # 100% cpu utilization
sys     0m0.000s                    # 1 thread, few syscalls

> time du ~ > /dev/null             # check disk usage of home dir
real    0m2.012s                    # real >= user + sys
user    0m0.292s                    # 50% CPU utilization, lots of syscalls for I/O
sys     0m0.691s                    # I/O bound: blocking on hardware stalls

> time ping -c 3 google.com > /dev/null # contact google.com 3 times
real    0m2.063s                    # real >>= user+sys time
user    0m0.003s                    # low cpu utilization
sys     0m0.007s                    # lots of blocking on network

> time make > /dev/null             # make with 1 thread
real    0m0.453s                    # real == user+sys time
user    0m0.364s                    # ~100% cpu utilization
sys     0m0.089s                    # syscalls for I/O but not I/O bound

> time make -j 4 > /dev/null        # make with 4 "jobs" (threads/processes)
real    0m0.176s                    # real <= user+sys
user    0m0.499s                    # syscalls for I/O and coordination
sys     0m0.111s                    # parallel execution gives SPEEDUP!
```

Speedup?

- ▶ Dividing work among workers should decrease wall (real) time
- ▶ Shooting for **linear speedup**

$$\text{Parallel Time} = \frac{\text{Serial Time}}{\text{Number of Workers}}$$

```
> gcc -Wall picalc.c -lpthread
> time a.out 100000000 > /dev/null          # SERIAL version
real    0m1.553s                            # 1.55 s wall time
user    0m1.550s
sys     0m0.000s
> gcc -Wall pthreads_picalc_mutex.c -lpthread
> time a.out 100000000 1 > /dev/null       # PARALLEL 1 thread
real    0m2.442s                            # 2.44s wall time ?
user    0m2.439s
sys     0m0.000s
> time a.out 100000000 2 > /dev/null       # PARALLEL 2 threads
real    0m7.948s                            # 7.95s wall time??
user    0m12.640s
sys     0m3.184s
> time a.out 100000000 4 > /dev/null       # PARALLEL 4 threads
real    0m9.780s                            # 9.78s wall time???
user    0m18.593s                          # wait, something is
sys     0m18.357s                          # terribly wrong...
```

Alternative Approach: Local count then merge

- ▶ Contention for locks creates tremendous overhead
- ▶ Classic divide/conquer or map/reduce or split/join paradigm works here
- ▶ Each thread counts its own local hits, combine **only** at the end with single lock/unlock

```
void *compute_pi(void *arg){
    long thread_id = (long) arg;
    int my_hits = 0;
    unsigned int rstate = 123456789 * thread_id; // private count for this thread
    for (int i = 0; i < points_per_thread; i++) {
        double x = ((double) rand_r(&rstate)) / ((double) RAND_MAX);
        double y = ((double) rand_r(&rstate)) / ((double) RAND_MAX);
        if (x*x + y*y <= 1.0){
            my_hits++; // update local
        }
    }
    pthread_mutex_lock(&lock); // lock global variable
    total_hits += my_hits; // update global hits
    pthread_mutex_unlock(&lock); // unlock global variable
    return NULL;
}
```

Speedup!

- ▶ This problem is almost **embarrassingly parallel**: very little communication/coordination required
- ▶ Solid speedup gained but note that the user time increases as # threads increases due to overhead

```
# 8-processor desktop
> gcc -Wall pthreads_picalc_mutex_nocontention.c -lpthread
> time a.out 100000000 1 > /dev/null # 1 thread
real    0m1.523s          # 1.52s, similar to serial
user    0m1.520s
sys     0m0.000s
> time a.out 100000000 2 > /dev/null # 2 threads
real    0m0.797s          # 0.80s, about 50% time
user    0m1.584s
sys     0m0.000s
> time a.out 100000000 4 > /dev/null # 4 threads
real    0m0.412s          # 0.41s, about 25% time
user    0m1.628s
sys     0m0.003s
> time a.out 100000000 8 > /dev/null # 8 threads
real    0m0.238s          # 0.24, about 12.5% time
user    0m1.823s
sys     0m0.003s
```

Interesting Observations

pthread_s_picalc_broken.c was the original threaded version

- ▶ uses NO mutex lock/unlock
- ▶ gives wrong answers
- ▶ has “weird” timing information

```
> gcc pthread_s_picalc_broken.c -lpthread
> time ./a.out 50000000 1 > /dev/null
real    0m0.679s
user    0m0.679s      # 1 thread(s) 0.67s
sys     0m0.000s
```

```
> time ./a.out 50000000 2 > /dev/null
real    0m0.687s
user    0m1.319s      # 2 thread(s) 1.32s
sys     0m0.010s
```

```
> time ./a.out 50000000 4 > /dev/null
real    0m0.790s
user    0m3.056s      # 4 thread(s) 3.06s
sys     0m0.000s
```

Why might this slowdown be happening? *Hint: think hardware..*

Exercise: Mutex Busy wait or not?

- ▶ Consider given program
- ▶ Threads acquire a mutex, sleep 1s, release
- ▶ **Predict** user and real/wall times if
 1. Mutex uses busy waiting (polling)
 2. Mutex uses interrupt driven waiting (sleep/wakup when ready)
- ▶ Can verify by compiling and running
time a.out

```
1 // Busy?
2 int glob = 1;
3 pthread_mutex_t glob_lock;
4
5 void *doit(void *param){
6     pthread_mutex_lock(&glob_lock);
7     glob = glob*2;
8     sleep(1);
9     pthread_mutex_unlock(&glob_lock);
10    return NULL;
11 }
12
13 int main(){
14     printf("BEFORE glob: %d\n",glob);
15
16     pthread_mutex_init(&glob_lock, NULL);
17     pthread_t thread_1;
18     pthread_create(&thread_1, NULL, doit, NULL);
19     pthread_t thread_2;
20     pthread_create(&thread_2, NULL, doit, NULL);
21
22     pthread_join(thread_1, (void **) NULL);
23     pthread_join(thread_2, (void **) NULL);
24
25     printf("AFTER glob: %d\n",glob);
26     pthread_mutex_destroy(&glob_lock);
27
28     return 0;
29 }
```


Answers: Mutex Busy wait or not? NOT

- ▶ Locking is **Not** a busy wait
- ▶ Either get the lock and proceed OR
- ▶ Block and get woken up when the lock is available
- ▶ Timing is
 - ▶ real: 2.000s
 - ▶ user: 0.001s
- ▶ Contrast with `time_spinlock.c`:
 - ▶ real: 2.000s
 - ▶ user: 1.001s
- ▶ `pthread_spinlock_*` like mutex but wait “busily”:
faster access for more CPU

```
1 // time_mutex.c: Not busy, blocked!
2 int glob = 1;
3 pthread_mutex_t glob_lock;
4
5 void *doit(void *param){
6     pthread_mutex_lock(&glob_lock);
7     glob = glob*2;
8     sleep(1);
9     pthread_mutex_unlock(&glob_lock);
10    return NULL;
11 }
12
13 int main(){
14     printf("BEFORE glob: %d\n",glob);
15
16     pthread_mutex_init(&glob_lock, NULL);
17     pthread_t thread_1;
18     pthread_create(&thread_1, NULL, doit, NULL);
19     pthread_t thread_2;
20     pthread_create(&thread_2, NULL, doit, NULL);
21
22     pthread_join(thread_1, (void **) NULL);
23     pthread_join(thread_2, (void **) NULL);
24
25     printf("AFTER glob: %d\n",glob);
26     pthread_mutex_destroy(&glob_lock);
27
28     return 0;
29 }
```

Mutex Gotchas

- ▶ Managing multiple mutex locks is fraught with danger
- ▶ Must choose protocol carefully: similar to discussion of Dining Philosophers with semaphores
- ▶ Same thread locking same mutex twice can cause deadlock depending on options associated with mutex
- ▶ Interactions between threads with different scheduling priority are also tough to understand
- ▶ Robbins/Robbins 13.8 discusses some problems with the Mars Pathfinder probe resulting from threads/mutex locks
 - ▶ Used multiple threads with differing priorities to manage limited hardware
 - ▶ Shortly after landing, started rebooting like crazy due to odd thread interactions
 - ▶ Short-lived, low-priority thread got a mutex, pre-empted by long-running medium priority thread, system freaked out because others could not use resource associated with mutex
 - ▶ See videos [Pathfinder bug](#) and the “Priority Inversion” problem that caused it

Mutex vs Semaphore

Similarities

- ▶ Both used to protect critical regions of code from other processes/threads
- ▶ Both use non-busy waiting
 - ▶ process/thread blocks if locked by another
 - ▶ unlocking wakes up a blocked process/thread
- ▶ Both can be process private or shared between processes
 - ▶ Shared mutex requires shared memory
 - ▶ Private semaphore with option `pshared==0`

Differences

- ▶ Semaphores default to Inter-process coordination, Mutexes to Thread coordination
- ▶ Semaphores can be arbitrary natural number, usually 0=locked, 1,2,3,..=available
- ▶ Mutexes are either locked/unlocked
- ▶ Mutexes have a busy locking variant:
 - ▶ `pthread_spinlock_t`
 - ▶ `pthread_spin_lock()`
 - ▶ `pthread_spin_unlock()`

Portability issues with `pthread_self()`

As noted in other answers, pthreads does not define a platform-independent way to retrieve an integral thread ID. This answer¹ gives a non-portable way which works on many BSD-based platforms.

– Bleater on Stack Overflow

```
// Stevens & Rago Figure 11.2 from Chapter 11.4
void printids(char *strid) {
    pid_t pid = getpid();
    pthread_t tid = pthread_self(); // opaque data type for thread ids
    printf("%s pid: %lu tid: %lu (0x%lx)\n",strid,pid,tid,tid);
}
```

```
> ./a.out # SOLARIS (Sun) Unix
main pid 20075 tid 1 (0x1)
child pid 20075 tid 2 (0x2)
```

```
> ./a.out # MAC OSX
main pid 31807 tid 140735073889440 (0x7fff70162ca0)
child pid 31807 tid 4295716864 (0x1000b7000)
```

```
> ./a.out # LINUX
main: pid 17874 tid 140693894424320 (0x7ff5d9996700)
child: pid 17874 tid 140693886129920 (0x7ff5d91ad700)
```

¹<http://stackoverflow.com/a/21206357/316487>

Thread ID Work-Arounds

Portable & Robust

```
typedef struct {
    int threadid;
    ...
} workdata_t;

void *workfunc(void *wd){ // id from param
    workdata_t *workdata = wd;
    int my_id = workdata->threadid;
    ...;
}

int main(){
    ...;
    workdata_t workdata[4]={};
    for(int i=0; i<4; i++){
        workdata[i].thread_id = i;
        pthread_create(&threads[i],NULL
                      workfunc, &workdata[i]);
    }
    ...;
}
```

See `pthread_sum_array.c` and other examples for this pattern

Non-portable / Non-robust

```
// treat thread as a big integer
unsigned long = pthread_self();

// Linux only
pid_t tid = gettid(); // system call
printf("Thread %d reporting for duty\n",tid);

// Non-portable, non-linux
pthread_id_np_t tid = pthread_getthreadid_np();
```

NONE of the above are likely give thread ids numbered 0,1,2,3... on all systems, not as useful as left column solutions AND non-portable between different Unix/PThread implementations

Exercise: Odd-Even workers

```
int count = 0; // global variable all threads are modifying
pthread_mutex_t count_mutex; // mutex to check/alter count

void *even_work(void *t) {
    // Run by TWO even child threads
    // increment count only if it is EVEN 5 times in a loop
}

void *odd_work(void *t) {
    // Run by TWO odd child threads
    // increment count only if it is ODD 5 times in a loop
}

int main(){
    int tids[] = {0, 1, 2, 3}; pthread_t threads[4];
    pthread_create(&threads[0], NULL, even_work, &(tids[0]));
    pthread_create(&threads[1], NULL, odd_work, &(tids[1]));
    pthread_create(&threads[2], NULL, even_work, &(tids[2]));
    pthread_create(&threads[3], NULL, odd_work, &(tids[3]));
    // join threads, WANT: count = 20
}
```

- ▶ Propose code which uses a mutex to lock count
- ▶ Even/Odd threads update only if it is appropriate
- ▶ What kind of control structure must be used?
- ▶ What consequences does this have for performance?

Answers: Odd-Even workers odds_even_busy.c

Need a loop that

- ▶ Acquires a lock
- ▶ Checks count, proceeds if odd/even
- ▶ Otherwise release and try again

Results in busy waiting:
can repeatedly get lock
despite **condition** of
odd/even not changing

```
1 int count = 0;
2 pthread_mutex_t count_mutex;
3
4 void *even_work(void *t){
5     int iter = 0;
6     while(iter < 5){
7         pthread_mutex_lock(&count_mutex);
8         if(count % 2 == 0){ // check if even
9             count++;        // yup: incr
10            iter++;         // progress
11        }
12        pthread_mutex_unlock(&count_mutex);
13    }
14    return NULL;
15 }
```

Condition Variables

- ▶ Major limitation for locks: can only lock/unlock (duh?)
- ▶ Frequently want to check shared resource, take action only under specific **conditions** associated with resource
 - ▶ Some work is available
 - ▶ Two utensils are immediately available
 - ▶ It is this threads 'turn' to go
- ▶ Mutex on its own is ill-suited for this problem:
“Poll” in a loop
 - ▶ Lock variables indicating condition
 - ▶ Check condition
 - ▶ Break from loop if condition is true
 - ▶ Unlock and try again if not true
- ▶ This “loop-lock” creates unneeded contention for locks
- ▶ For this, **condition variables** or monitors are often used

Condition Variable Operations

- ▶ Condition variables would be more appropriately named **notification queue**
- ▶ Always operate in conjunction with a mutex
- ▶ Threads acquire mutex, check condition, block if condition is unfavorable, get notified of changes, automatically relock mutex on wakeup

```
int pthread_cond_init(pthread_cond_t *cond, pthread_condattr_t attr);
int pthread_cond_destroy(pthread_cond_t *cond);
// Initialize and destroy
```

```
int pthread_cond_wait(pthread_cond_t *cond, pthread_mutex_t *mutex);
// atomically release mutex and block/sleep until notified that
// given condition has changed
```

```
int pthread_cond_signal(pthread_cond_t *cond);
// wake up a single thread waiting on the given condition
// woken up thread automatically locks the mutex specified
// in pthread_cond_wait()
```

```
int pthread_cond_broadcast(pthread_cond_t *cond);
// wake up all threads waiting on the given condition
// woken up threads automatically lock the mutex specified
// when it is their "turn"
```

Odds/Evens with Condition Variables

- ▶ odds_evens_condvar.c
- ▶ Worker loop now uses `pthread_cond_wait()`
- ▶ Blocks and gets notification of changes to count
- ▶ Threads call `pthread_cond_broadcast()` to wake up other threads when count changes
- ▶ Wait a minute..
 - ▶ Mutex: lock, check count, try again
 - ▶ Condvar: lock, check count, try again

```
1 int count = 0;
2 pthread_mutex_t count_mutex;
3 pthread_cond_t count_condv;
4
5 void *even_work(void *t) {
6     int tid = *( (int *) t);
7     for(int i=0; i<THREAD_ITERS; i++){
8         pthread_mutex_lock(&count_mutex);
9         while(count % 2 != 0){
10             pthread_cond_wait(&count_condv,
11                               &count_mutex);
12         }
13         count++;
14         pthread_mutex_unlock(&count_mutex);
15         pthread_cond_broadcast(&count_condv);
16     }
17     return NULL;
18 }
```

How is this better? (it's not)

The **Condition** in Condition Variables

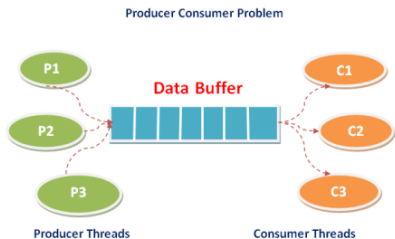
When using condition variables there is always a Boolean predicate involving shared variables associated with each condition wait...

- man pthread

```
int count = 0; // global variable all threads are modifying
pthread_mutex_t count_mutex; // mutex to check count
pthread_cond_t even_condv; // receive notification count is even
pthread_cond_t odd_condv; // receive notification count is odd

///// odds_evens_two_condvars.c ////////////////////////////////////////
// EVEN WORKER: // ODD WORKER:
// -- WAIT on even_condv // -- WAIT on odd_condv
// -- NOTIFY odd_condv // -- NOTIFY even_condv
void *even_work(void *) { void *odd_work(void *) {
    ...
    pthread_mutex_lock(&count_mutex); pthread_mutex_lock(&count_mutex);
    while(count % 2 != 0){ | while(count % 2 != 1){
        pthread_cond_wait(&even_condv, | pthread_cond_wait(&odd_condv,
                                &count_mutex); | &count_mutex);
    } | }
    ...
    pthread_mutex_unlock(&count_mutex); pthread_mutex_unlock(&count_mutex);
    pthread_cond_signal(&odd_condv); | pthread_cond_signal(&even_condv);
}
```

Bounded Buffer: Classic Model Problem



Source: [Producer Consumer Problem C Program](#), by Tushar Soni, Coding Alpha

- ▶ Shared, fixed sized buffer of items, Multiple threads / processes acting on buffer
- ▶ CondVars allow notification of 2 states
 - ▶ Space Available
 - ▶ Item available

- ▶ **Producers** add items to buffer *if space available*
- ▶ **Consumers** remove from buffer *if items present*
- ▶ Lock buffer to check/alter it
- ▶ Lock-only solution involves repeated lock/discard

```
Producer A locks, no space, unlocks
Producer B locks, no space, unlocks
Producer A locks, no space, unlocks
Producer B locks, no space, unlocks
...
```

- ▶ CondVars add efficiency through notification changes

```
Producer A locks, no space, sleeps
Producer B locks, no space, sleeps
...
Consumer C locks, removes, notifies
Producer A locks, adds, unlocks
...
```

Exercise: Reentrant?

- ▶ Recall the meaning of “reentrant” for functions?
- ▶ Describe dangerous place to call non-reentrant functions
- ▶ What are some notable non-reentrant functions?
- ▶ Does this have play in our current discussion of threads?

Reentrant and Thread-Safe

- ▶ A variety of VERY useful functions are non-reentrant, notably `malloc()` / `free()`
- ▶ Use some global state manipulate the heap
- ▶ Dangerous to call these during a signal handler as they are not **async-signal-safe**
- ▶ However, many of these are **thread-safe**: can be called from multiple threads safely (**MT-Safe** for Multi-Thread Safe)
- ▶ This is good as it means multiple threads can allocate/free memory safely which would be close to crippling if not allowed
- ▶ Check manual pages for library/system calls you plan to use
- ▶ **Q:** *Prof Kauffman: how can something be thread-safe but not re-entrant?*
- ▶ **A:** (1) Thread locks mutex X which protects global (thread safe); (2) signal received, signal handler runs (3) signal handler attempts to lock mutex X; (4) **Deadlocked Threads:** Thread won't restart until handler finishes, handler can't finish until it gets mutex X held by thread

Mixing Processes and Threads

- ▶ You can mix IPC and Threads *if you hate yourself enough*.
Dealing with signals can be complicated even with a process-based paradigm. Introducing threads into the picture makes things even more complicated.
– Stevens/Rago Ch 12.8
- ▶ Strongly suggest you examine Stevens and Rago 12.8-12.10 to find out the following **pitfalls**:
- ▶ Threads have individual Signal Masks (for blocking) but share Signal Disposition (for handling funcs/termination)
- ▶ Calling `fork()` from a thread creates a new process with all the locks/mutexes of the parent but only one thread (!?)
 - ▶ Usually implement a `pthread_atfork()` handler for this
- ▶ Multiple threads should use `pread()` / `pwrite()` to read/write from specific offsets; ensure that they do not step on each other's I/O calls

Are they really so different?

- ▶ Unix standards strongly distinguish between threads and processes: different system calls, sharing, etc.
- ▶ Due to their similarities, you should be skeptical of this distinction as smart+lazy OS implementers can exploit it: *Linux uses a 1-1 threading model, with (to the kernel) no distinction between processes and threads – everything is simply a runnable task.*

On Linux, the system call `clone()` clones a task, with a configurable level of sharing...

<i>Unix Syscall</i>	<i>Linux implementation</i>
<i><code>fork()</code></i>	<i><code>clone(LEAST sharing)</code></i>
<i><code>pthread_create()</code></i>	<i><code>clone(MOST sharing)</code></i>

– *Ryan Emerle, SO: “Threads vs Processes in Linux”*

The “1-1” model is widely used (Linux, BSD, Windows(?)) but conventions vary between OSs: check your implementation for details

Lightweight Threads of Various Colors

- ▶ Pthreads are (almost) guaranteed to interact with the OS
- ▶ On Linux, a Pthread is a “schedulable” entity which is automatically given time on the CPU by the scheduler
- ▶ Other kinds of threads exist with different properties with various names, notably **lightweight / green threads**

***Green threads** are threads that are scheduled by a runtime library or virtual machine (VM) instead of natively by the underlying operating system (OS).*

– [Wikip: Green Threads](#)

- ▶ Lightweight/Green thread library usually means OS only sees a single process
- ▶ Process itself must manage its internal threads with its own scheduler / yield semantics
 - ▶ **Advantage:** Fast startup :-D
 - ▶ **Drawback:** No parallelism :-C

Exercise: Processes vs Threads

Processes when...

Identify some obvious signs your application should you use processes vs...

Threads when...

Identify some obvious signs your application should you use threads instead

Answers: Processes vs Threads

Processes when...

- ▶ Limited amount of sharing needed, file or single block of memory
- ▶ Want ability to monitor/manage/kill distinct tasks with standard OS tools
- ▶ Plan to make use of signals in any appreciable way

Threads when...

- ▶ Tasks must share a lot of data
- ▶ Likely that won't need to individually monitor tasks
- ▶ Absolutely need fastest possible startup of subtasks

End Message: Threads are not a first choice

- ▶ Managing concurrency is hard
- ▶ Separate processes provide one means to do so, often a good start as defaults to nothing shared
- ▶ Performance benefits of threads come with MANY disadvantages and pitfalls
- ▶ If forced to use threads, consider design carefully
- ▶ If possible, use a higher-level thread manager like [OpenMP](#), well-suited for parallelizing loops for worker threads
- ▶ Avoid mixing threads/IPC if possible
- ▶ Prepare for a tough slog...